



1.



2.

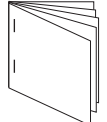


3.



Create & Color Your Own Story!

1. Print this page from your home printer.
2. Use your imagination to write and color your TwirlyGirl adventures!
3. Cut square pages out with scissors. Use a stapler to bind left side.



Are you a TwirlyGirl yet?
 Get twirling!



4.



5.

